

VARIAVENT®

THE SELF-REGULATING WINDOW VENT, WITH NEW DESIGN



VARIAVENT®


PERFECT FOR
RENOVATION

The self-regulating window vent, redesigned

Variavent is a self-regulating window vent with a contemporary look, owing to the sleek, straight lines of its exterior profile. As the successor to the well-known AR75, this new generation of window vent perfectly combines proven technologies and contemporary design. Two different inner profiles are available on the internal side: iFlux and Flat. With an iFlux inner profile, Variavent serves as an aesthetic solution, in which the ventilation openings are not directly visible, all while ensuring greater comfort for those inside.

Four different airflow rates in a single design

Variavent offers a high flow rate of up to 20,9 l/s. The name Variavent is a play on the variety of flow rates that can be set. Owing to its internal mechanism, Variavent can be set to four different flow rates, all while maintaining the same outside appearance. These different flow rates can be set manually using the flow restrictor built into the end cap, without having to disassemble the window vent.



Variavent® - Flat

Glass or transom placement

Variavent has been designed for installation on the glass and can be integrated into aluminium, wood and UPVC window frames. Using a transom profile, Variavent can also be installed at transom.

Easy installation with glass reduction of 80 mm

Thanks to a glass reduction of 80 mm, quick installation onto the glass and into the window frame is guaranteed. Sufficient space is available for the glazing bars of the window frame to be fixed in place and/or for the installation of glass rubbers. As a result, the vent can be installed on the glass in a quick and airtight way.

Maximum length up to 3,000 mm

Unlike other glazed-in vents, Variavent is available up to a maximum installation length of 3,000 mm, which makes it the ideal solution for uniform integration into ever-larger expanses of glass.

Insect-proof and easy to maintain

The perforated inner profile keeps insects out. What's more, the inner profile is easily removable, making the window vent extremely easy to clean.



Variavent® - i-Flux



Invisivent®

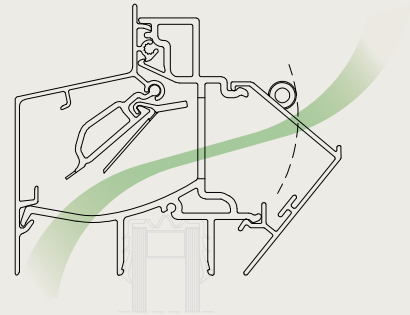
In terms of its look and feel, Variavent matches with the Invisivent range — Renson's top overframe window vent — meaning both products can be combined in a single project.

i-Flux® technology for improved comfort

Variavent is the first glazed-in vent to use the i-Flux principle. i-Flux is a unique design for glazed-in vents that offers maximum comfort for residents and the best possible aesthetic appearance.

i-Flux® = Self-regulating vent in which the air flow rate does not depend on wind (pressure) + manually adjustable air flow rate + upward airflow for optimum comfort.

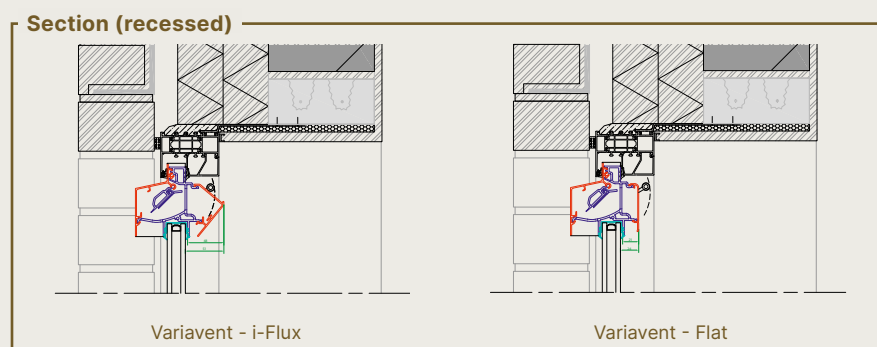
Thanks to its self-regulating valve, Variavent guarantees a supply of fresh, healthy air without any draughts. The self-regulating valve, which automatically responds to differences in wind pressure, ensures a constant flow rate and limits any loss of energy. The innovative design of the inner profile directs the airflow upwards to generate optimum comfort on the internal side through the so-called Coanda effect. The air flow rate is adjustable at any time via the control handle.



TECHNICAL SPECIFICATIONS

Flow rate	Small	Medium	Large	XLarge
Equivalent area (mm ² /m)	12.725	19.088	22.905	26.595
Q at 1 Pa (l/s/m)	10	15	18	20,9
Q at 1 Pa (m ³ /h/m)	36	54	64,8	75,2
Q at 2 Pa (l/s/m)	14,2	21,4	25,6	28,5
Q at 10 Pa (l/s/m)	12,7	19,1	22,9	25,4
Q at 20 Pa (l/s/m)	13,6	20,4	24,4	27,1
Manual adjustment using flow restrictor				
Comfort				
Acoustic damping $D_{n,e,w}$ (C;C _{tr})				
In open position	25(-1;-1)			
In closed position	40(-1;-2)			
Technical details				
Operation	Manual, cord, rod			
U value	2.80 W/m ² K			
Airflow at 50 Pa	< 15% (in closed position)			
Water tightness in closed position	Up to 650 Pa			
Water tightness in open position	Up to 50 Pa			
Dimensions				
Glass reduction	80 mm			
Height	97 mm			
Glass thickness	20, 24, 28, 32, 36, 40, 44* mm			
Max. length	Max. 3000 mm			
Optional filter				
Filter	Pollux type 02			

(*) not possible when installed at transom



More info



